

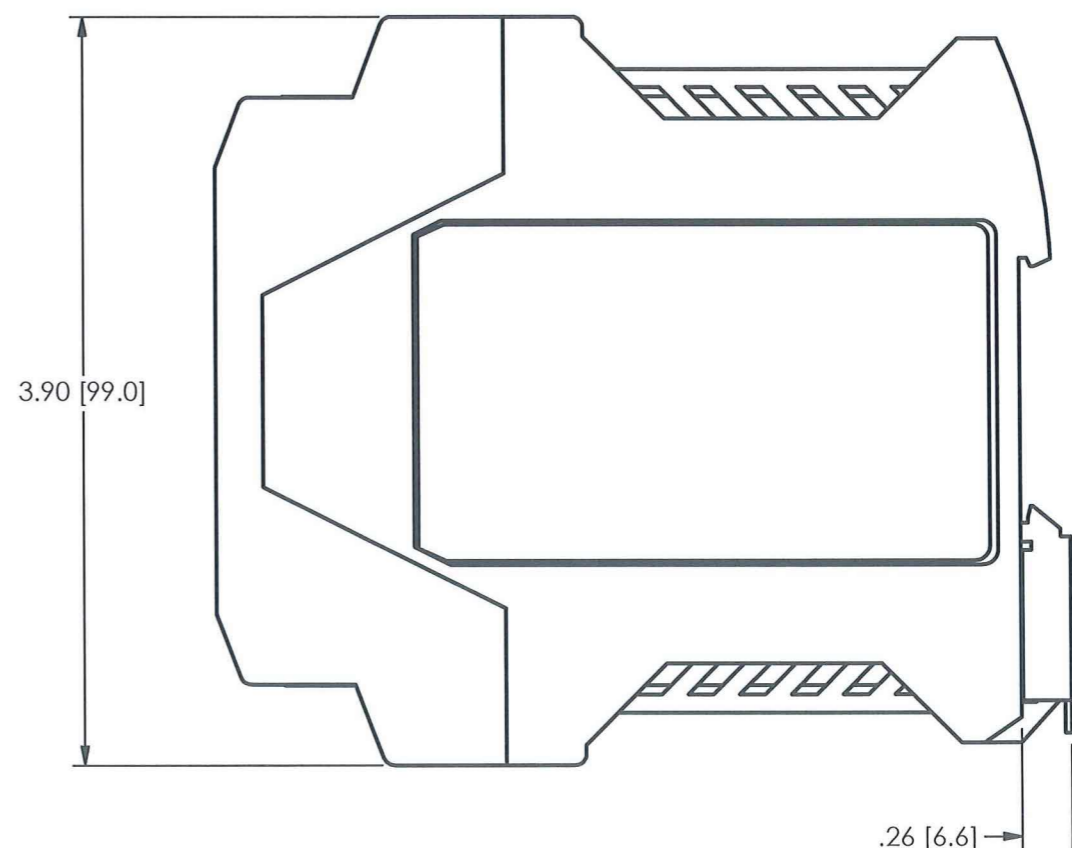
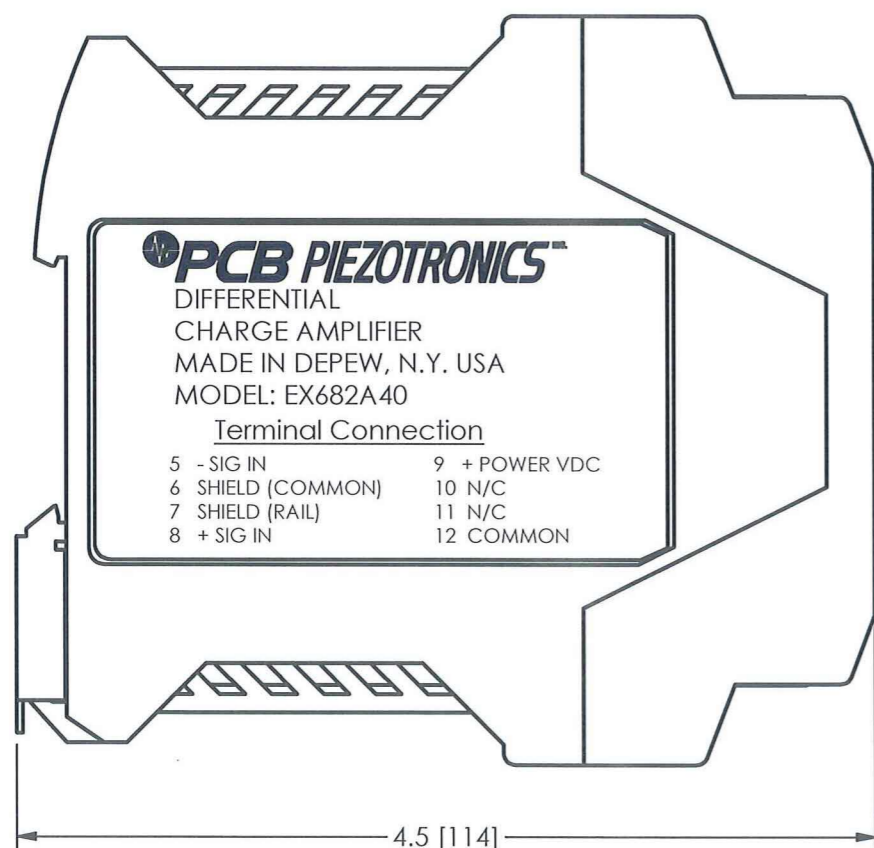
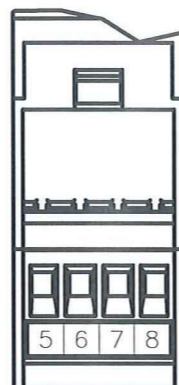
PCB Piezotronics Inc. claims proprietary rights in the information disclosed hereon. Neither it nor any reproduction thereof will be disclosed to others without the written consent of PCB Piezotronics Inc.

**RELATED DRAWING**

NO MODIFICATIONS PERMITTED WITHOUT THE APPROVAL OF THE AUTHORIZED PERSON

57021

REVISIONS		
REV	DESCRIPTION	DIN
NR	RELEASED TO DRAFTING	41939



1.) HOUSING MATERIAL: INJECTION MOLDED NYLON 66 (POLYAMIDE) RATED UL 94-V0.

UNLESS OTHERWISE SPECIFIED TOLERANCES ARE:		DRAWN	CHECKED	ENGINEER	 3425 WALDEN AVE. DEPEW, NY 14043 (716) 684-0001 E-MAIL: sales@pcb.com
DIMENSIONS IN INCHES DECIMALS XX ±.03 XXX ±.010 ANGLES ± 2 DEGREES FILLETS AND RADII .003 - .005	DIMENSIONS IN MILLIMETERS [IN BRACKETS] DECIMALS X ± 0.8 XX ± 0.25 ANGLES ± 2 DEGREES FILLETS AND RADII 0.07 - 0.13	JDM	8/26/13	GGS 8/26/13	
TITLE OUTLINE DRAWING MODEL EX682A40 AMPLIFIER					